

Tandridge Learning Trust

Gender Pay Gap
Report
2024

Excellent Teaching
Inspiring Leadership
Innovative Training



Introduction

The Equality and Human Rights Commission defines the gender pay gap as “a measure of the difference between men’s and women’s average earnings across an organisation”.

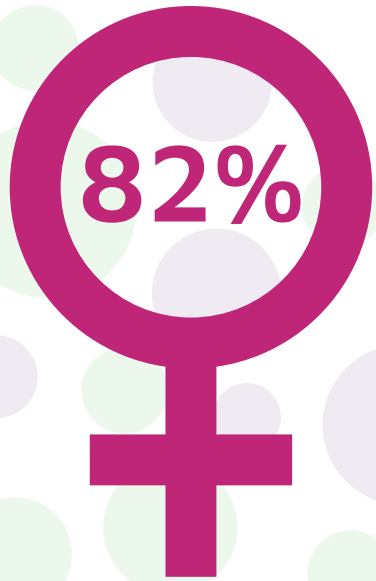
As a public sector organisation that employs over 250 employees, Tandridge Learning Trust (TLT) has a duty to report on its gender pay gap as per the Equality Act 2010 and equality regulations. The legislation states that specific key metrics should be highlighted; these are:

1. the difference in the mean pay of full-pay men and women, expressed as a percentage;
2. the difference in the median pay of full-pay men and women, expressed as a percentage;
3. the difference in mean bonus pay of men and women, expressed as a percentage;
4. the difference in median bonus pay of men and women, expressed as a percentage;
5. the proportion of men and women who received bonus pay; and
6. the proportion of full-pay men and women in each of four quartile pay bands.

As a bonus scheme was not in place we will only report data on key metrics 1, 2 and 6 from the required list above.



Gender Pay Gap Data



TLT employs over 400 staff (headcount) with significantly more women (82%) employed than men (18%).

Hourly Rates

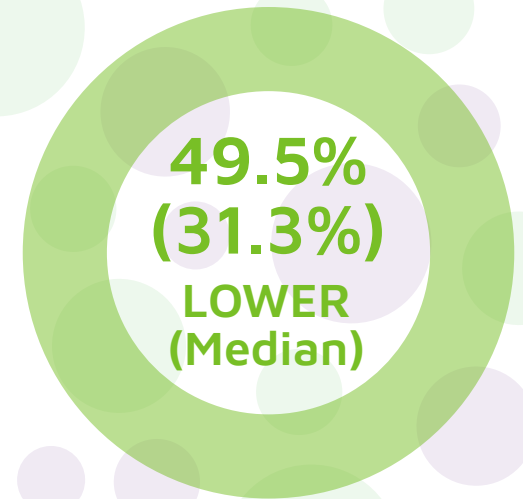
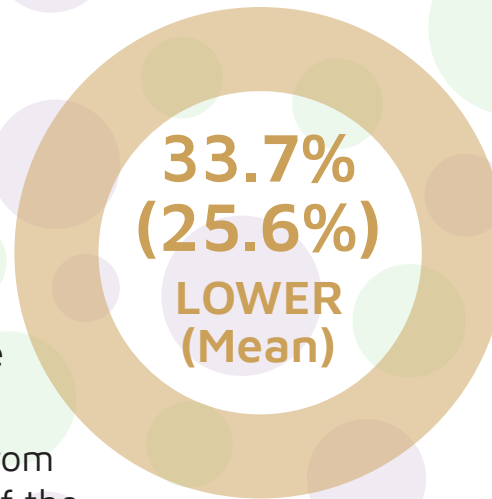
The **mean hourly rate** is the average hourly wage across all of TLT. The gender pay gap shows the difference between men and women's hourly wage.

TLT's mean gender pay gap indicates that a woman's hourly rate was 33.7% lower than a man's in 2024.

The **median hourly rate** is calculated by ranking all employees from the highest paid to the lowest paid and taking the hourly wage of the person in the middle; so the median gender pay gap is the difference between women's median hourly wage and men's.

TLT's median gender pay gap indicates that a woman's hourly rate was 49.5% lower than a man's in 2024.

These percentages are shown on the right; the figures in brackets are last year's figures.



Proportion of females and males by pay quartile

The proportion of females and males in each quartile is shown in the table below. The figures in brackets are last year's figures.

Quartile	% Female	% Male
Lower	88.1% (85.7%)	11.9% (14.3%)
Lower Middle	87.9% (87.5%)	12.1% (12.5%)
Upper Middle	85.3% (78.8%)	14.7% (21.2%)
Upper	65.7% (66.3%)	34.3% (33.7%)

The statistics above show that in 2024 the Trust had a much higher percentage of female employees working across all four pay quartiles.

The statistics are high level general indicators which are affected by workforce distribution and reflect the workforce composition. On further analysis, of the percentage of women employed, 64% are employed in the primary schools and almost 82% are employed in support roles across all schools. Both areas of employment are more likely to be lower paid compared to a secondary school and compared to teaching roles.

In TLT primary schools in 2024, most of the head teachers and senior leadership roles were filled by women, whereas in the secondary school the senior management and leadership positions are predominantly filled by men. The senior Trust roles are predominantly filled by women.

Our Commitment

TLT is fully committed to treating all employees fairly and through our policies and procedures we:

- ensure equality of opportunity,
- are transparent in our recruitment processes,
- ensure all pay decisions have regard to fairness and equity,
- enable all staff to develop through equitable working practices, objective assessment and performance management, and
- promote family-friendly and flexible working practices where possible.

All our teaching posts are aligned to nationally-agreed pay scales and our support staff posts are currently aligned to Surrey Pay Scales.

Key management actions that will assist in continuing to improve our gender pay gap include:

- Ongoing analysis of pay and pay progression data across TLT to ensure consistency of approach and application.
- Benchmarking our pay for roles against the regional average and harmonise pay across the Trust based on role evaluation.
- Continue to provide flexible working arrangements that are 'family friendly' and help retain experienced staff.
- We will review our Continuous Professional Development (CPD) opportunities to ensure they are accessible by all staff, irrespective of working patterns.

I confirm that the above information has been prepared from TLT's payroll data on the snapshot date and fairly represents the Gender Pay Gap information for the Trust.

Signed:



(Rebecca Plaskitt, Chief Executive)

